



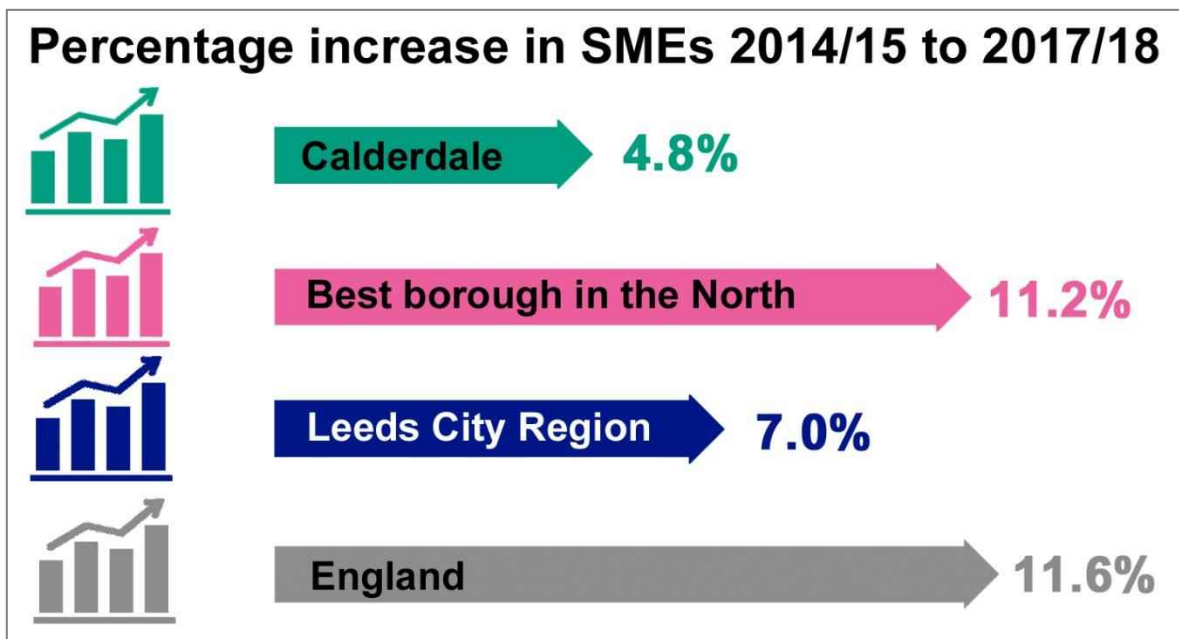
Enterprising and Talented

▪ Number of SMEs (Small and medium enterprises)

Calderdale is a great area for small businesses. There are over a dozen business networks based in the region, many of them set up by local businesses themselves, which can help businesses exchange ideas and experiences as well as making new connections with possible business partners. Young businesses with high growth ambitions can get support from the Ad:Venture programme run by Leeds Beckett University, based at the newly refurbished Piece Mill, in Halifax. Through the programme, businesses can receive information, funding and even office space to help them get established and trading.

In Calderdale, MiVenture allows aspiring and new business owners to sign up for a free account and be matched with a business advice professional to help them with any issues they have about starting up their business.

It is through initiatives like this that we are able to maintain a greater number of SMEs than the average of the Best Borough in the North (BBN) comparator group, see Appendix: [Table 1 and Figure 1](#) for more information.



▪ Three Year Business Survival Rates

Calderdale is committed to supporting local businesses, young and old, in their development and growth. To this end the Business and Skills team aim to serve as a central point of contact for businesses in the region to come to find information and support with their issues. By working with partners in the business world, local networks and education we can guide businesses through the range of support available locally.

Recently we delivered the first of what is hoped to become an annual series of 'Tomorrow's Business' events. The inaugural event focussed on export opportunities for businesses in the area and was delivered in partnership with experts Santander, Credere Solutions, Calderdale College, and the Department of International Trade, along with local businesses A-SAFE, Baby Ballet, and Rainbow Trout Films, to educate businesses about how they can make the most of exporting. By creating this environment we have a 3 year survival rate that places us third within the BBN comparator group. For further information please see Appendix: [Table 2 and Figure 2](#).

■ Employment Rate

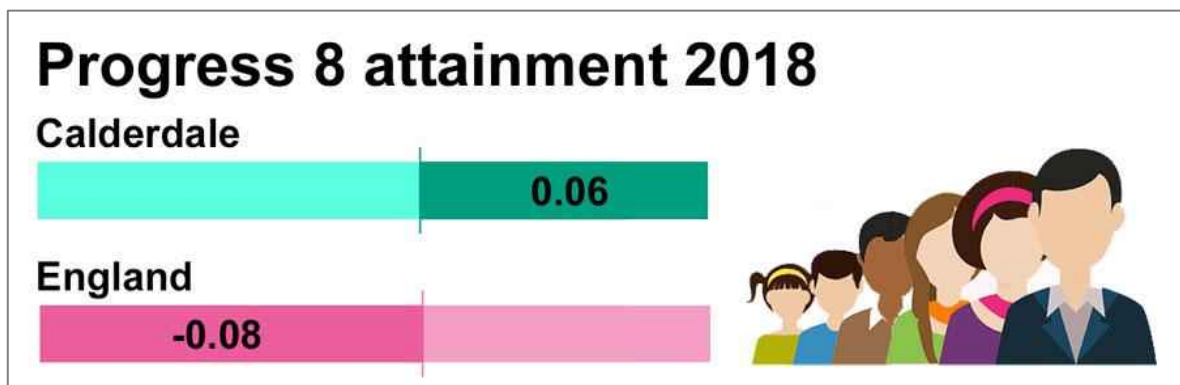
Calderdale's employment rate has been higher than the average for Leeds City Region and England for six years in a row. In September 2018 it was 76.6%, up 0.3% on the previous year. This is the third highest rate within the Best Borough in the North comparator group. This is an extremely positive message for Calderdale as a high employment rate has a number of benefits, including higher consumer buying power and less government borrowing. See Appendix: [Table 3 and Figure 3](#) for more information.

See [Calderdale: The Next Chapter](#) to find out how Calderdale is transforming in order to provide the very best opportunities for people to become Enterprising and Talented.

■ Educational Achievement

Calderdale is committed to providing the best opportunities for our young people; we aim to achieve this through a holistic approach. Calderdale Council is committed to being a [Corporate Parent](#). This means that when a child comes into care, they are the collective responsibility of the council, elected members, employees, and partner agencies, for providing the best possible care and safeguarding for the children who are looked after by the council and young people leaving their care. We believe in doing what's right and not just what's easy.

As a result we have been able to embed robust systems in order to support and challenge secondary schools to provide highly inclusive education; supporting improvement in absence rates and supporting the reduction in permanent exclusions. We have observed a positive impact on a number of our performance measures, namely Progress 8, which is a measure of the average progress made by pupils over the course of their secondary school career. Instead of focusing on raw attainment ([Table 4 and Figure 4](#)), it takes into account each pupil's 'starting point' at the beginning of secondary school in order to measure how much value is added by secondary education. Calderdale are now ranked second of twenty boroughs in the BBN comparator group.



The Department for Education have published some documents and a video that explain the Progress 8 and Attainment 8 accountability measures, see <https://www.gov.uk/government/publications/progress-8-school-performance-measure>.

■ Calderdale College collaboration

Not only has Calderdale College has made a firm commitment to supporting the We are Calderdale Event, it is helping to embed Vision 2024 and the vision for the Borough within a number of aspects of the student's curriculum.

The college has expanded its partnership working with key employers to develop new programmes linked to employment. During 2018 they jointly developed and launched the Core 21 programme with Lloyds Banking Group, giving students the opportunity to work alongside Lloyds colleagues, complete a set of business challenges and to complete an assessment centre. The college has used this model to expand its partnership with Covea Insurance and to develop new programmes with the support of the NHS – Care 21 and to launch a new Trade Academy for construction skills.

The college also made a major commitment to developing digital skills with the opening of the DigiHub in late 2018, a new centre for skills in the digital and creative industries. The investment in DigiHub has enabled teaching and learning to become modelled on project based learning, where students from across different subjects collaborate to deliver products and services for external clients.

The college's performance ranks amongst the highest of any FE college in the country and the quality of its apprenticeship provision was recently recognised as outstanding by Ofsted.

Performance and Business Intelligence Team
Calderdale Council
13 March 2019
Performance.businessintelligence@calderdale.gov.uk

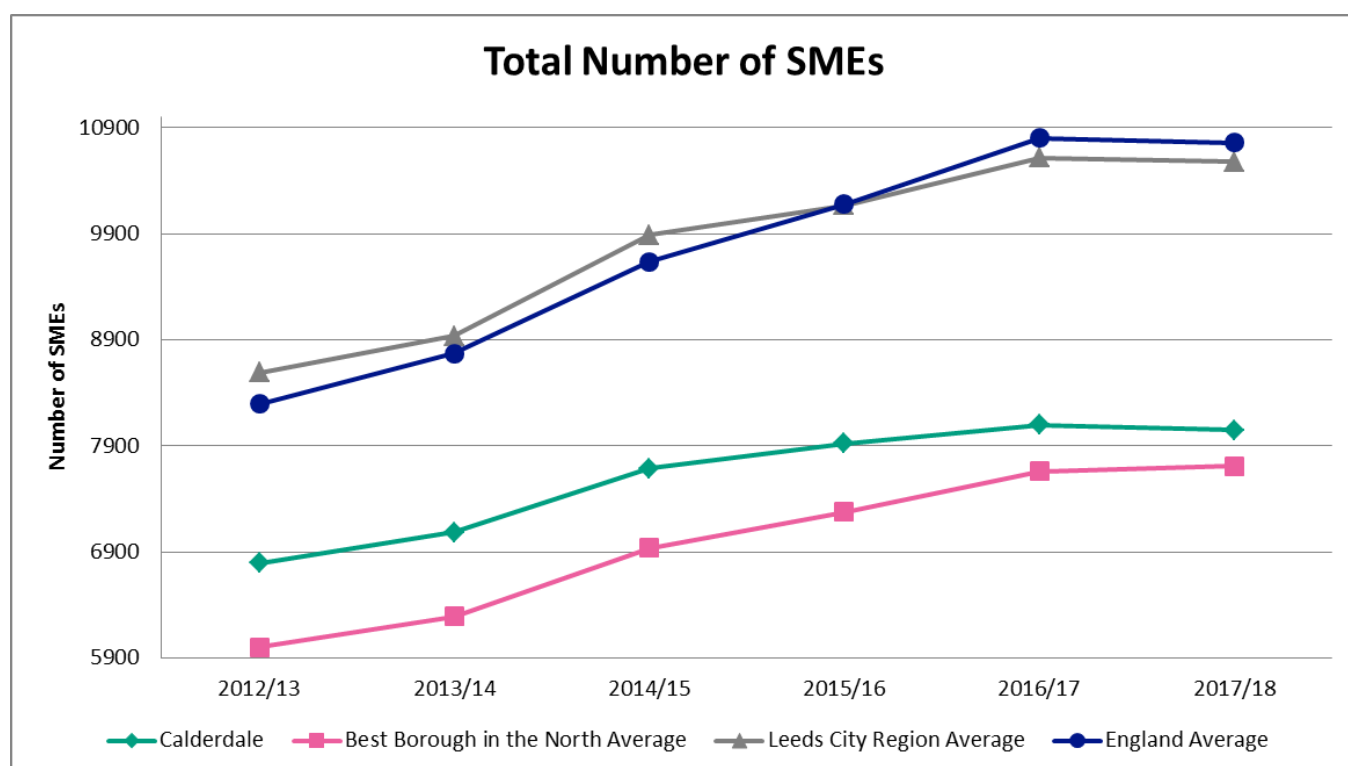
Appendix

Number of SMEs (Small and medium enterprises)

Table 1: Total number of Small and Medium Enterprises (SMEs)

Area	2012/13	2013/14	2014/15	2015/16	2016/17	2017/18
Calderdale	6,795	7,085	7,685	7,925	8,100	8,050
Best Borough in the North Average	6,001	6,291	6,936	7,274	7,661	7,707
Leeds City Region Average	8,591	8,938	9,890	10,169	10,616	10,577
England Average	8,293	8,771	9,638	10,177	10,804	10,760

Figure 1: Total number of Small - Medium Enterprises (SMEs)



Data source: ONS

<https://www.ons.gov.uk/businessindustryandtrade/business/activitysizeandlocation/bulletins/businessdemography/previousReleases>

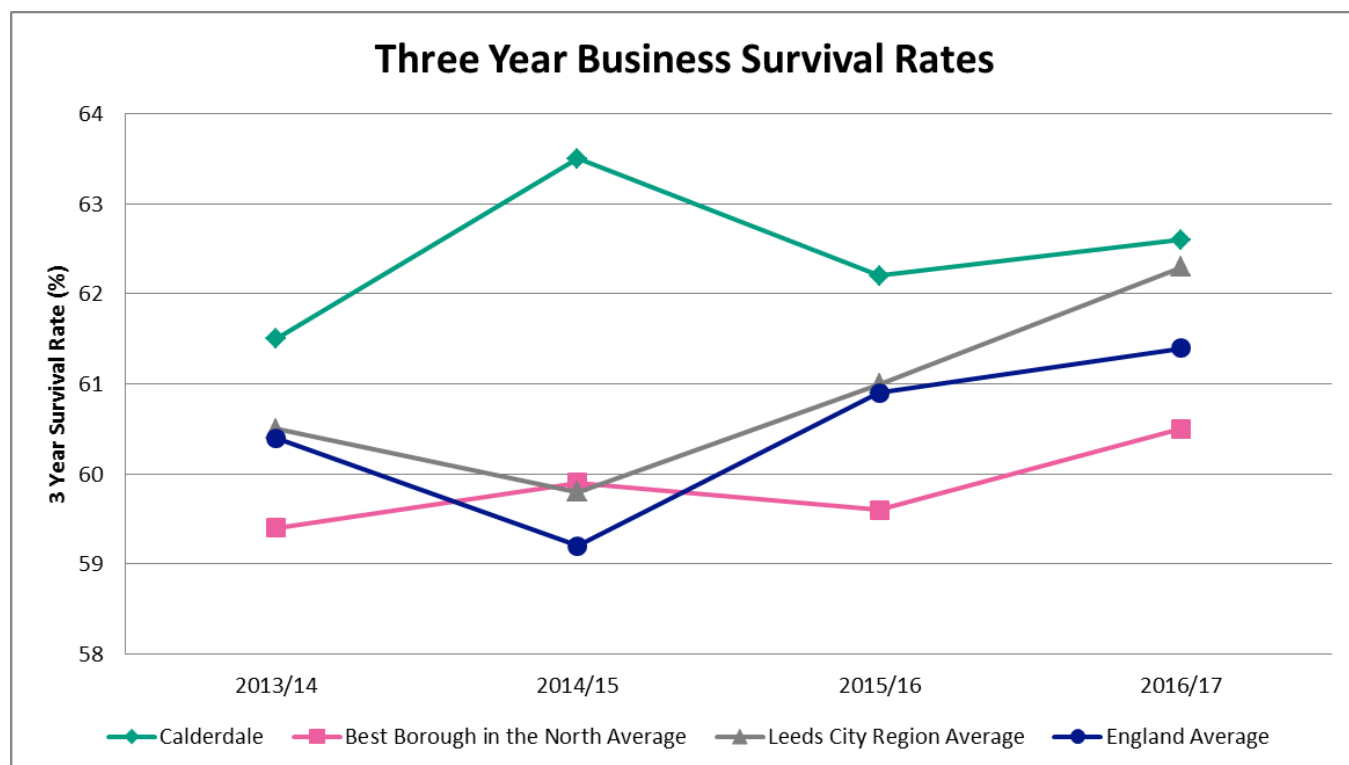
Accessed 28 January 2019

Three Year Business Survival Rates

Table 2: Percentage of Three Year Survival Rates

Area	2013/14	2014/15	2015/16	2016/17
Calderdale	61.5%	63.5%	62.2%	62.6%
Best Borough in the North Average	59.4%	59.9%	59.6%	60.5%
Leeds City Region Average	60.5%	59.8%	61.0%	62.3%
England Average	60.4%	59.2%	60.9%	61.4%

Figure 2: Percentage of Three Year Survival Rates



Data source: ONS

<https://www.ons.gov.uk/businessindustryandtrade/business/activitysizeandlocation/bulletins/businessdemography/previousReleases>

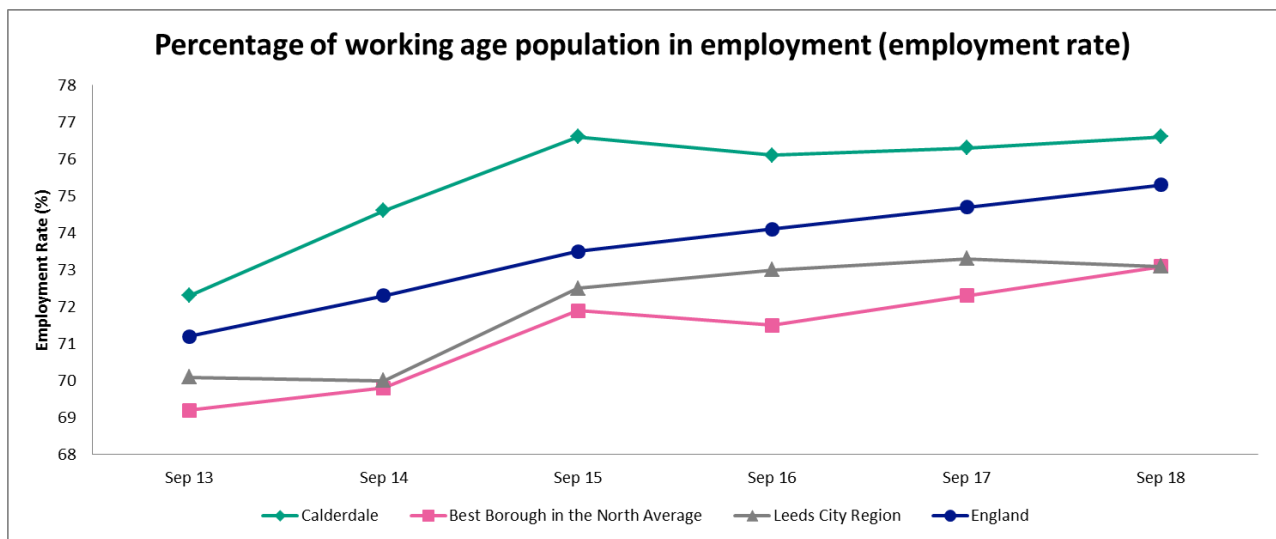
Accessed 28 January 2019

Employment Rate

Table 3: Percentage of working age population in employment (employment rate)

Area	September 2013	September 2014	September 2015	September 2016	September 2017	September 2018
Calderdale	72.3%	74.6%	76.6%	76.1%	76.3%	76.6%
Best Borough in the North Average	69.2%	69.8%	71.9%	71.5%	72.3%	73.1%
Leeds City Region	70.1%	70.0%	72.5%	73.0%	73.3%	73.1%
England	71.2%	72.3%	73.5%	74.1%	74.7%	75.3%

Figure 3: Percentage of working age population in employment (employment rate)



Data source: Annual Population Survey

<https://www.nomisweb.co.uk/query/construct/summary.asp?mode=construct&version=0&dataset=17>

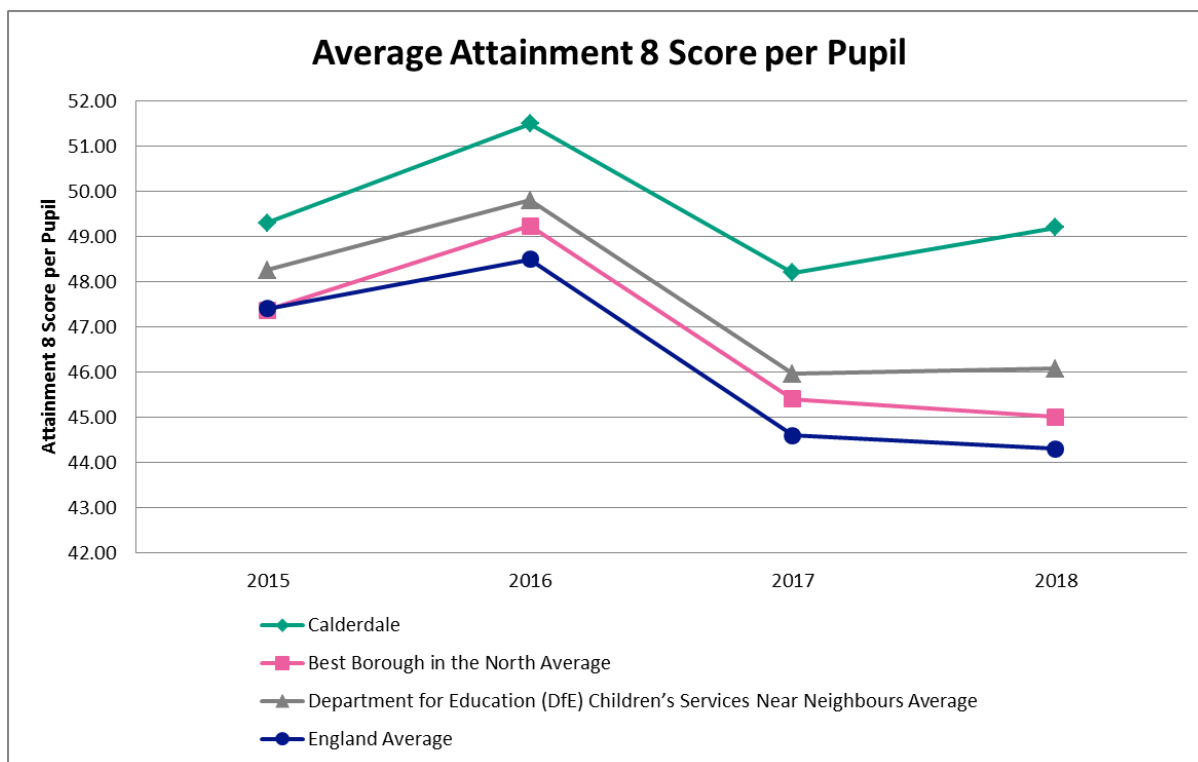
Accessed 28 January 2019

Educational Achievement

Table 4: Average Attainment 8 Score per Pupil

Area	2015	2016	2017	2018
Calderdale	49.30	51.50	48.20	49.20
Best Borough in the North Average	47.37	49.23	45.40	45.00
Department for Education (DfE) Children's Services Near Neighbours Average	48.25	49.80	45.96	46.07
England Average	47.40	48.50	44.60	44.30

Figure 4: Average Attainment 8 Score per Pupil



Data source: Local authority interactive tool (LAIT)

<https://www.gov.uk/government/publications/local-authority-interactive-tool-lait>

Accessed 28 January 2019